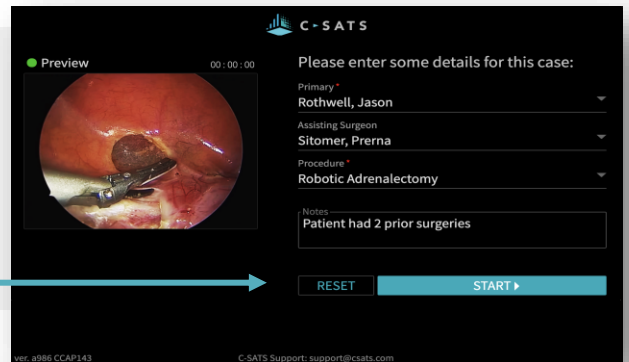


# Video Recording & Upload *Simple. Smart. Connected.*

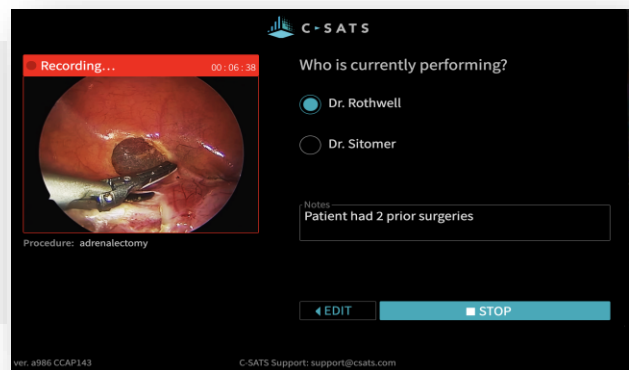
## 1 Select Surgeon & Procedure

- Add assisting surgeon, if applicable
- Provide any case context in “Notes” section, if desired
- **Select “START”**



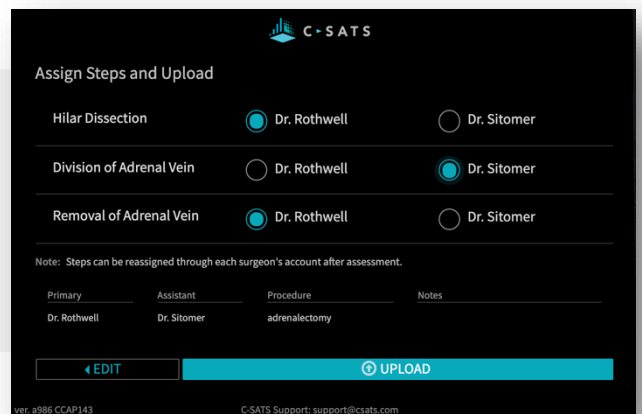
## 2 Recording in Progress

- Toggle back and forth to designate the surgeon who is performing the step
- Provide additional case context, if desired
- **Select “STOP”** when case is complete



## 3 Assign Steps & Upload

- Assign step to primary or assistant as appropriate
- **Select “UPLOAD”** to submit case



Contact [support@csats.com](mailto:support@csats.com) or visit <https://www.csats.com/ccap>

As of May 2021