

YOUR CHALLENGES SHAPE OUR SOLUTIONS.



Valleylab™ energy
stands for confidence

Medtronic
Further, Together

ADVANCING PATIENT CARE FOR 50 YEARS. **AND COUNTING.**

1967

Valleylab™ energy is established.

Valleylab

1968

First portable solid-state electro-surgical generator.



2006

Force Triad™ energy platform with tissue-sensing technology that adjusts energy output.¹



2014

A safer OR and freedom of movement with the Sonicision™ cordless ultrasonic dissection device.²



The future of surgical energy is here. It's based on your needs, and born out of our commitment to create innovative products that enable you to deliver the best possible patient outcomes. For 50 years, we've led the charge to revolutionize surgical energy. We've been laser-focused on innovations that give surgeons greater control and confidence to do what they do best. We've been dedicated to creating products that increase efficiency. We've been committed to finding solutions to your challenges. And with your help, we've come a long way. Because when you partner with Medtronic, the future of surgical energy is in your hands.

1981

The first patient return electrode system, which reduces the risk of pad site burns.



1999

LigaSure™ vessel-sealing technology is created.



2016

The Valleylab™ FT10 energy platform makes our portfolio better than ever.^{3,4}




2017

The multifunctional LigaSure Impact™ device is upgraded with nonstick nano-coating that: reduces sticking,⁵ eschar buildup,^{6,†} and cleaning,^{6,‡} to facilitate procedural efficiency.⁷

† Eschar build-up assessed using optical imaging analysis after 60 seal and divide cycles.

‡ Using a wet gauze cleaning fixture, and optical imaging analysis. Cleaning effectiveness assessed after each of two cleaning cycles.



CONSISTENT PERFORMANCE **FOR ALL YOUR ENERGY NEEDS.**


**Our intelligent systems
improve consistency,
enhance performance
and continually redefine
the standard of care.**

An unwavering commitment to quality,
collaboration, and advancing patient care.
That's why Valleylab™ energy has been
adapting to meet your evolving needs.



OUR TECHNOLOGY
IN YOUR HANDS.

**A POWERFUL
PARTNERSHIP.**



CLINICAL CONFIDENCE


- LigaSure™ technology has a 95% probability of burst pressure greater than three times normal systolic blood pressure.⁵
- Valleylab™ electrosurgery devices have been improving surgical care with high-quality products and consistent clinical performance for 50 years.

COST OF CARE EFFICIENCIES

- As compared to standard ligation, LigaSure™ technology has been proven to reduce blood loss, time in the OR, and postoperative length of stay.⁸⁻¹³
- The consistent performance of Valleylab™ electrosurgery devices can potentially lead to cost savings.¹³

STANDARDIZATION VALUE

- Valleylab™ energy has one of the most comprehensive portfolios in the industry.



REFERENCES

1. Based on the ForceTriad™ energy platform service manual, part number 1004176. Revised January 2007.
2. Brogmus G, Leone W, Butler L, Hernandez E. Best practices in OR suite layout and equipment choices to reduce slips, trips, and falls. *AORN J*. 2007;86(3):384-394.
3. Based on internal test report #RE00025819 Rev A, LigaSure™ device data sources for VLFT10 white papers: bench testing model used to evaluate sealing time. September 2015.
4. Based on internal test report #RE00005401, Product validation of Valleylab™ FT10 surgeon & nurse evaluation in simulated use: 32 surgeons interviewed. As compared to the ForceTriad™ energy platform. Jan. 27-30, 2015, and Feb. 24-27, 2015.
5. Based on internal test report #RE00034755, LF4418 design verification report: benchtop testing using porcine abdominal aorta, mesentery, and renal arteries, with average (lbs.) sticking force. Feb. 24, 2016 and March 25, 2016.
6. Based on internal test report #RE00057355, Lig-40 report product claims LF4418: benchtop testing using porcine uterine tissue. Eschar buildup assessed using optical imaging analysis after 20, 40, and 60 seal and divide cycles. July 29, 2016.
7. Based on internal test report #RE00052321, Lig-40 marketing report surgeon evaluation of LigaSure Impact™ LF4418: independent surgeon feedback collected during porcine labs. June 21-22, 2016.
8. Cronje HS, de Coning EC. Electrosurgical bipolar vessel sealing during vaginal hysterectomy. *Int J Gynecol Obstet*. 2005;91(3):243-245.
9. Ding Z, Wable M, Rane A. Use of LigaSure™ bipolar diathermy system in vaginal hysterectomy. *J Obstet Gynecol*. 2005;25(1):49-51.
10. Levy B, Emery L. Randomized trial of suture versus electrosurgical bipolar vessel sealing in vaginal hysterectomy. *Obstet Gynecol*. 2003;102(1):147-151.
11. Manouras A, Filippakis GM, Tsekouras D, et al. Sutureless open low anterior resection with total mesorectal excision for rectal cancer with the use of the electrothermal bipolar vessel sealing system. *Med Sci Monit*. 2007;13(5):224-230.
12. Tamussino K, Afschar P, Reuss J, Perschler M, Ralph G, Winter R. Electrosurgical bipolar vessel sealing for radical abdominal hysterectomy. *Gynecol Oncol*. 2005;96(2):320-322.
13. Targarona EM, Balaque C, Marin J, et al. Energy sources for laparoscopic colectomy: a prospective randomized comparison of conventional electrosurgery, bipolar computer-controlled electrosurgery and ultrasonic dissection. Operative outcome and costs analysis. *Surg Innov*. 2005;12(4):339-344.

CLINICAL AND ECONOMIC VALUE COME STANDARD

The benefits of standardizing to the Valleylab™ energy portfolio are just a phone call away. Contact your local sales representative today or visit medtronic.com/valleylab

5920 Longbow Drive 800.722.8772 medtronic.com/covidien
Longbow, CO 80301

© 2017 Medtronic. All rights reserved. Medtronic, Medtronic logo and Further, Together are trademarks of Medtronic. All other brands are trademarks of a Medtronic company. 08/2017-US170075(1)-[WF#1897242]

Medtronic