

## Supplement Infinity<sup>®</sup> Acute Care System



### WARNING

To properly use this medical device,  
read and comply with these instructions  
for use.

Infinity<sup>®</sup> Acute Care System  
Software VG7.1



## Content of this document

---

This supplement contains updates to the instructions for use (IFU) for the Infinity Acute Care System (IACS) VG7.n. Combine this supplement with the following documents to form the complete set of IFUs:

- Instructions for use Infinity Acute Care System Monitoring Applications Software VG7.n
- Instructions for use Infinity Acute Care System Monitoring accessories Software VG7.n
- Instructions for use Infinity Acute Care System Infinity M540 patient monitor Software VG7.n
- Supplement Infinity Acute Care System Software VG7.n

## Typographical conventions

---

- 1** Consecutive numbers indicate steps of action, with the numbering restarting with “1” for each new sequence of actions.
  - Bullet points indicate individual actions or different options for action.
  - Dashes indicate the listing of data, options, or objects.
  - (A) Letters in parentheses refer to elements in the related figure.
  - A** Letters in figures denote elements referred to in the text.
  - > The greater-than symbol indicates the navigation path in a dialog.
- Italicized text** indicates labels on the device and texts that are displayed on the screen.

## Trademarks

---

### Trademarks owned by Dräger

The trademarks are registered in the following countries:

<b>Trademark</b>	<b>Country</b>
Infinity®	EU, USA, Australia

## Safety information definitions

---

### **WARNING**

A **WARNING** statement provides important information about a potentially hazardous situation which, if not avoided, could result in death or serious injury.

### **CAUTION**

A **CAUTION** statement provides important information about a potentially hazardous situation which, if not avoided, may result in minor or moderate injury to the user or patient or in damage to the medical device or other property.

### **NOTE**

A **NOTE** provides additional information intended to avoid inconvenience during operation.

## Definition of target groups

---

Target groups for this product include users, service personnel, and experts. These target groups must have received instruction in the use of the product and must have the necessary training and knowledge to use, install, reprocess, maintain, or repair the product.

The product must be used, installed, reprocessed, maintained, or repaired exclusively by defined target groups.

### **Users**

Users are persons who use the product in accordance with its intended use.

### **Service personnel**

Service personnel are persons who are responsible for the maintenance of the product. Service personnel must be trained in the maintenance of medical devices and install, reprocess, and maintain the product.

### **Experts**

Experts are persons who perform repair or complex maintenance work on the product. Experts must have the necessary knowledge and experience with complex maintenance work on the product.

## External device reconnect

---

The **External device reconnect** function lets a user restore a connection to serially-connected external devices that may be disconnected.

### NOTE

The **External device reconnect** function is intended to restore serially-connected external devices only. There is no impact on SDC-connected external devices.

## Enabling an external device reconnect

---

Configure **External device reconnect** as follows:

- 1 Select **System setup...** on the main menu bar.
- 2 Select the **Biomed** tab.
- 3 Enter the password and select **Enter**.
- 4 Select the **Patient monitor** tab.
- 5 Select **Enabled** next to **Allow external device reconnect**.

# External device reconnect

## Biomed

### System setup



System setup menu with tabs: Screen Setup, Alarms, Recorders/Reports, Biomed, Profiles.

Change clinical password			Country
Change biomedical password			Units of measure
Simulation (basic)	On	Off	Patient monitor
French NFC mode	On	Off	Name service
External display	Clone	Indep. display	Network setup
Patient profile selection <small>Provides profile and category selection on start dialog</small>	On	Off	Printer setup
Adopt OR alarms	Auto	Manual	Recorder setup
Adopt cardiac bypass	Auto	Manual	Service
Allow external device reconnect	Enabled	Disabled	System integration
Restore factory settings	Restore factory settings		IT setup

**Allow external device reconnect**

**Enabled**

## Performing an external device reconnect

After enabling **External device reconnect** in the Biomed menu, perform an external device reconnect as follows:

- 1 Select **System setup...** on the main menu bar.

The screenshot shows the 'System setup' window with a close button (X) in the top right corner. The 'Biomed' tab is selected among the top tabs (Screen Setup, Alarms, Recorders/Reports, Biomed, Profiles). The 'General settings' sub-tab is active on the right. The main settings area includes: Monitoring sweep speed [mm/s] (25), Respiratory sweep speed [mm/s] (6.25), Anesthesia sweep speed [mm/s] (6.25), Show parameter units (On/Off), Attention tone volume [%] (40), Brightness [%] (100), and Night time (20:00 to 7:00). At the bottom, the 'External device reconnect' section has a 'Reconnect' button. A line connects this button to the label 'Reconnect' below the window.

**System setup** [X]

Screen Setup | Alarms | Recorders/Reports | **Biomed** | Profiles

Monitoring sweep speed [mm/s] 25

Respiratory sweep speed [mm/s] 6.25

Anesthesia sweep speed [mm/s] 6.25

Show parameter units **On** Off

Attention tone volume [%] 40

Brightness [%] 100

Night time 20 : 00 to 7 : 00

External device reconnect **Reconnect**

Communication with all external serial devices is temporarily lost during this process.

General settings | Auto view | Views | Config. buttons | Multi-tab split screen | View editor

**Reconnect**

- 2 Select the **Screen setup** tab.
- 3 Select the **General settings** tab.
- 4 Select the **Reconnect** button.

## Discharge function on the M540

The **Confirm external device reconnect** popup appears:

### Confirm external device reconnect



Connection to all external devices may be unavailable for up to three minutes.

Cancel

Reconnect

#### 5 Select **Reconnect**.

Connection to all external devices may be unavailable for up to 3 minutes.

#### NOTE

Connection or disconnection of an external device to the Cockpit does not impact monitoring.

## Discharge function on the M540

---

When docking an M540 to a Cockpit, the Discharge function key on the M540 and the Cockpit is temporarily unavailable until a connection to the Cockpit is complete.

## New alarm condition for M540

---

Priority	Message	Cause	Remedy
None	<b>Offline</b>	The communication between a docked M540 and the network is interrupted.	<ul style="list-style-type: none"><li>– Power-cycle the M540.</li><li>– Contact Dräger-authorized service personnel.</li></ul>



This page has been left blank intentionally.

This page has been left blank intentionally.



This Supplement only applies to  
**Infinity® Acute Care System VG7.1**

with the Serial No.:

If no Serial No. has been filled in by Dräger,  
these Supplement are provided for  
general information only and are not intended for  
use with any specific medical device.


These Supplement are provided for  
customer information only, and will not be  
updated or exchanged without customer  
request.




Directive 93/42/EEC  
concerning Medical Device


 Manufacturer:

**Draeger Medical Systems, Inc.**


 3135 Quarry Road  
Telford, PA 18969-1042  
U.S.A.


 (215) 721-5400  
(800) 4DRAGER  
(800) 437-2437



 FAX (215) 723-5935  
 <http://www.draeger.com>

 In Europe, Middle East, Africa, Latin  
America, Asia Pacific distributed by

**Drägerwerk AG & Co. KGaA**

 Moislinger Allee 53 – 55  
23542 Lübeck  
Germany

 +49 451 8 82-0  
+49 451 8 82-20 80

 FAX  
 <http://www.draeger.com>

3703341 – RI 02 en  
© Drägerwerk AG & Co. KGaA  
Edition: 1 – 2019-01

Dräger reserves the right to make modifications  
to the device without prior notice.

